

























Additional Nozzles MS80 - M12

 <p>MS 80 # 5551 (230 V) # 5560 (120 V)</p>	<p>Düse Nozzle Ø 1,9 mm # 1143</p>  <p>Injektionsdüse Injection Needle Ø 1,5 mm # 3504</p>  <hr/> <p>Verschlussdüse Threaded Nozzle Ø 1 mm # 3208</p>  <p>Verschlussdüse Threaded Nozzle Ø 1,5 mm # 3240</p>  <p>Verschlussdüse Threaded Nozzle Ø 1,9 mm # 3205</p>  <p>Verschlussdüse Threaded Nozzle Ø 2,5 mm # 3206</p>  <p>Verschlussdüse Threaded Nozzle Ø 3 mm # 3207</p>  <p>Adapter Nozzle Holder # 3961</p>  <p>Düsenkappe Threaded Cap # 3135</p> 
--	---

Additional Nozzles MS80 - M12

	<p>Adapter Nozzle Holder # 3961</p> 	<p>Grunddüse Basic Nozzle # 3508</p> 	<p>Düseneinsatz Nozzle Insert Ø 4,5 mm # 3502</p>  <p>Düseneinsatz Nozzle Insert Flat Ø 4,5 mm # 3531</p>  <p>Kehlnahtdüse Nozzle Insert Diagonal Ø 4 mm # 3503</p>  <p>Injektionsnadel Injection Needle Ø 1,5 mm # 3509</p> 
 <p>MS 80 # 5551 (230 V) # 5560 (120 V)</p>	<p>Adapter Nozzle Holder # 3961</p> 	<p>Adapter Adapter # 3688</p> 	<p>2-Lochdüse 2-Hole Nozzle Ø 1,5 mm # 3670</p>  <p>3-Lochdüse 3-Hole Nozzle Ø 1,5 mm # 3671</p>  <p>5-Lochdüse 5-Hole Nozzle Ø 1 mm # 3679</p>  <p>Verlängerungsdüse Extension Nozzle Diag. Ø 3 mm # 3676</p>  <p>Nadeldüse Needle Jet Ø 1,3 mm # 3677</p> 

Additional Nozzles MS80 - M12



MS 80
5551 (230 V)
5560 (120 V)

Adapter
Adapter
3910




Kugel
Ball
3757




Feder
Spring
3789




Spitzdüsenkopf
Pointed Nozzle
Ø 1,75 mm # 3902




Düsenkopf Nr.1
Nozzle No. 1
Ø 1 mm # 3903



Düsenkopf Nr.2
Nozzle No.2
Ø 1,75 mm # 3909



Düsenkopf Nr. 3
Nozzle No. 3
Ø 2,5 mm # 3904



Schlitzdüsenkopf
Slit Nozzle
Ø 0,5 mm # 3716



Additional Nozzles MS80 - M12



MS 80
5551 (230 V)
5560 (120 V)

Düse Nr. 1
Nozzle No. 1
Ø 1 mm # 3906



Düse Nr. 2
Nozzle No. 2
Ø 1,75 mm # 3911



Düse Nr. 3
Nozzle No. 3
Ø 2,5 mm # 3905



Spitzdüse
Pointed Nozzle
Ø 1,75 mm # 3901



Schlitzdüse
Pointed Nozzle
Ø 0,5 mm # 3681

